

Governor's Office of Drug Control: Fact Sheets

December 2010

An Overview of Florida's Drug Control Strategy

Strategic Vision: A future characterized by safe and healthy families and communities.

Four Broad Goals:

- Goal 1:** Protect Florida's youth.
- Goal 2:** Reduce the demand for drugs.
- Goal 3:** Reduce the supply of drugs.
- Goal 4:** Reduce the human suffering, moral degradation, and harmful social, health, and economic consequences of drug abuse and addiction in Florida.

Major Components of Florida's Drug Control Strategy			
<u>ASSESSMENT</u>	<u>PLANNING / IMPLEMENTATION</u>	<u>EVALUATION</u>	
<i>What do we want?</i>	<i>What do we do to get there?</i>	<i>Are we getting there?</i>	<i>Did we get there?</i>
<ul style="list-style-type: none"> • Overarching Strategic Vision • Broad Goals 	<ul style="list-style-type: none"> • Objectives • Programs • Policies • Practices • Activities 	<ul style="list-style-type: none"> • Intermediate indicators • Benchmarks or Milestones • Risk and Protective Factors • Contributing Conditions 	<ul style="list-style-type: none"> • Performance Measures • Targets • Impact • Results • Outputs

Office of Drug Control Leadership in Task Forces, Councils, and Work Groups:

- Drug Policy Advisory Council (1999)
- Seaport Security Standards Advisory Council (2000)
- Violent Crime and Drug Control Council (2000)
- Drug Free Workplace Advisory Panel (2004)
- Florida Alliance for Drug Endangered Children (2005)
- Methamphetamine Work Group (2005)
- Governor's State Leadership Task Force on Reducing Underage Drinking (2005)
- State Epidemiology Work Group (2005)
- Gender-Specific Substance Abuse Services Workgroup (2006)
- Suicide Prevention Coordinating Council (2007)
- Drug Paraphernalia Abatement Task Force (2007)
- Remediation of Illicit Drug Labs Task Force (2007)
- Attorney General's Gang Reduction Executive Workgroup (2007)
- Prescription Drug Monitoring Program (PDMP) Implementation and Oversight Task Force (2009)

Governor's Office of Drug Control: Fact Sheets

December 2010

Prescription Drug Diversion and Abuse in Florida

The number of deaths caused by at least one prescription drug increased from 1,234 in 2003 to 2,488 in 2009 (a 102% increase).¹

Prescription drug overdoses kill seven Floridians every single day.

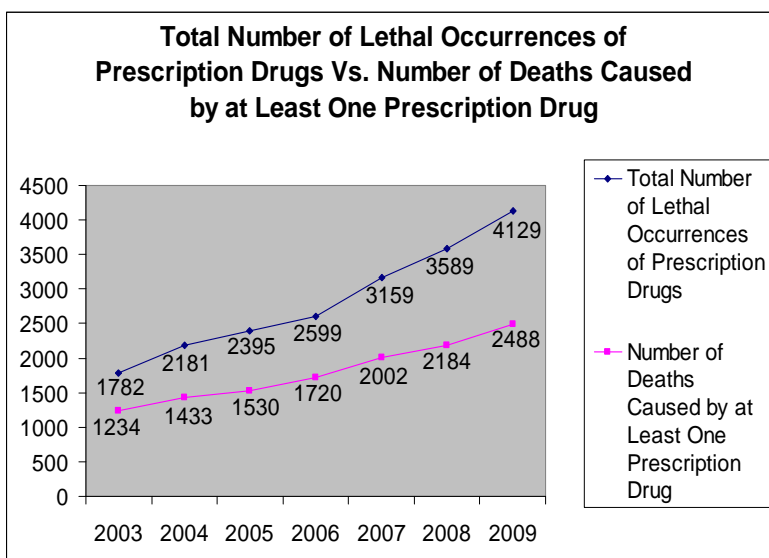
In 2010, the prescription drugs tracked by medical examiners (which include benzodiazepines, all opioids excluding heroin, and carisoprodol/meprobamate) accounted for 75% of all drug occurrences when alcohol is excluded.²

Several drugs or classes of drugs have consistently ranked toward the top as causes of death, including: cocaine, prescription opioids (like methadone, and oxycodone), benzodiazepines, and alcohol.

At least 50% of teens report that prescription pain relievers are easy to get from parents' medicine cabinets, easy to get through other people's prescriptions, and are available everywhere. About 56% of teens reported strongly agreeing or somewhat agreeing that prescription drugs are easier to get than illegal drugs.³

Over half of nonmedical users of prescription drugs (including pain relievers, tranquilizers, stimulants, and sedatives) said they obtained the drugs they used most recently "from a friend or relative for free."⁴

Prescription Drug Monitoring Programs (PDMP) improve patient standard of care and reduce the supply and abuse of pain relievers. They also reduce the number of pill mills and doctor shoppers.^{5,6,7}



¹ Florida Department of Law Enforcement. Drugs Identified in Deceased Persons by Florida Medical Examiners: 2009 Report.

² Ibid.

³ Partnership for a Drug Free America. (2006). *The Partnership Attitude Tracking Study (PATS): Teens in Grades 7 through 12, 2005*. Retrieved from: http://www.drugfree.org/Files/Full_Teen_Report.

⁴ Substance Abuse and Mental Health Services Administration. (2007). *Results from the 2006 National Survey on Drug Use and Health: National Findings* (Office of Applied Studies, NSDUH Series H-32, DHHS Publication No. SMA 07-4293). Rockville, MD.

⁵ Bashren, David F., etc. (2010). *A Statewide Prescription Monitoring Programs Affects Emergency Department Prescribing Behaviors*. *Annals of Emergency Medicine*. Vol. 56, Issue 1, pg. 19-23.

⁶ Carnevale Associates, LLC. (2007). *Information Brief: State Prescription Drug Monitoring Programs Highly Effective*.

⁷ Simone, Ronald & Holland, Lynn. (2006). *An Evaluation of Prescription Drug Monitoring Programs*.

Governor's Office of Drug Control: Fact Sheets

December 2010

Drugs, Crime, and the Criminal Justice System


The Extent of the Drug Problem in Florida:

About 25% of the drug using population is responsible for consuming about 75% of the illicit drugs consumed in America each year.⁸ Many, if not most, of these heavy users eventually end up in the criminal justice system.⁹

Researchers estimate that well over half of all cocaine and heroin is purchased by individuals formally under the control of the criminal justice system – either on pretrial release, probation, or parole.¹⁰

The total inmate population in Florida prisons now exceeds 100,000.¹¹ Approximately one out of every five of these inmates carries a drug crime as their primary offense.

By FY13-14 it is estimated to cost approximately \$22,451 per year to feed, clothe and house an inmate at a major prison.¹²



FAIR Probation:

Offenders under some form of criminal justice jurisdiction account for about 40 percent of new felony arrests,¹³ and barely half of all felony probationers successfully complete supervision.¹⁴

The Florida Accountability Initiative for Responsible (FAIR) Probation is a collaborative partnership between the courts, corrections and sheriff's/law enforcement officials aimed at reducing both drug use and recidivism among offenders on probation.

The Florida Accountability Initiative for Responsible (FAIR) Probation is designed to reduce crime and drug use among offenders on community supervision by:

- Identifying probationers who are likely to violate their conditions of community supervision (based on risk assessments and prior behavior under supervision).
- Providing a clear warning from the judge that detected violations will have consequences.
- Conducting frequent, random, on-the-spot drug testing that permits no "safe window" for undetected use.
- Responding to violations (failed drug tests and skipped meetings) with swift and certain conditions of short terms incarceration that escalate.
- Economizing limited drug treatment space by providing treatment upon request or for those who do not abstain from drug use while in the testing and sanctions regimen.

FAIR Probation will save local governments money by reducing the amount of time an offender will spend in the county jail, and will reduce crime by lowering the rate of recidivism.

⁸ Office of National Drug Control Policy. (2007). *National Drug Control Strategy*. Washington, DC: U.S. Government Printing Office; Kleiman, M. A. R. *Coerced Abstinence: A Neo-Paternalist Drug Policy Initiative*. Retrieved on August 11, 2008 from http://www.spa.ucla.edu/faculty/kleiman/Coerced_Abstinence.pdf.

⁹ Kleiman, M. A. R. *Coerced Abstinence: A Neo-Paternalist Drug Policy Initiative*. Accessed on August 11, 2008 at http://www.spa.ucla.edu/faculty/kleiman/Coerced_Abstinence.pdf.

¹⁰ Office of National Drug Control Policy. (2002). *National Drug Control Strategy*. Washington, DC: U.S. Government Printing Office, p. 15.

¹¹ Florida Department of Corrections. (2009). *Trends in Prison Admissions and Populations – March 2009*. Retrieved from <http://www.dc.state.fl.us/pub/pop/monthly/index.html#admission>.

¹² Office of Economic and Demographic Research Criminal Justice (EDR). The Florida Legislature.

¹³ Kleiman, Mark. "The Outpatient Prison." *The American Interest*, March/April 2010.

¹⁴ Florida Department of Corrections. Quarterly Performance Measurement Report, December 2009.

Governor's Office of Drug Control: Fact Sheets

December 2010

Prevention: Stopping Use Before It Starts

Current research demonstrates that for every dollar invested in research-based prevention, ten dollars are saved in treatment costs alone.¹⁵

Children who learn about the risks of drugs from their parents or caregivers are up to 50% less likely to use drugs.¹⁶

Two-thirds of adolescents ages thirteen to seventeen report that concern about losing their parents' pride and respect is one of the most important reasons why they do not use drugs.¹⁷

If children make it to adulthood without experimenting with drugs are far less likely to start using later in life.¹⁸ Adults who first use drugs at a younger age are more likely to develop drug dependence or abuse problems than adults who initiate use at a later age.¹⁹

The number of counties with active community coalitions has nearly tripled, increasing from 19 in 2000 to 55 in 2010.²⁰

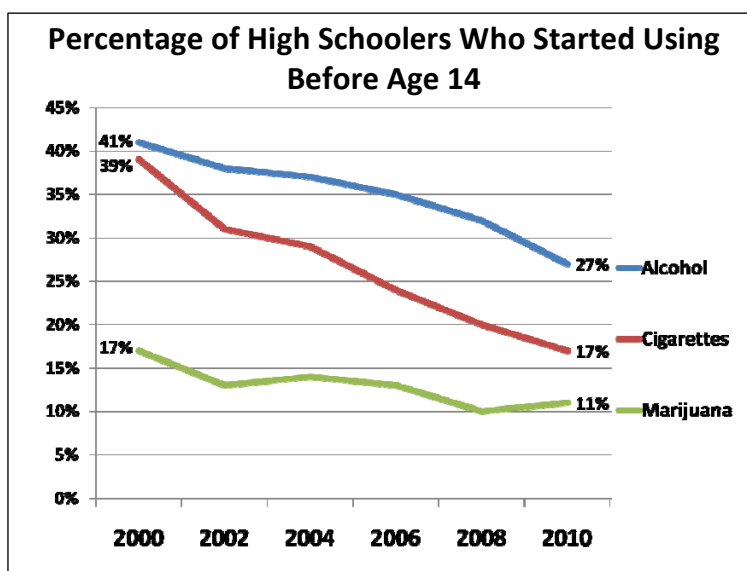
Community coalitions support the Drug Control Strategy by engaging in the Strategic Prevention Framework. The Strategic Prevention Framework contains five basic elements and two overarching principles:

1. *Assessment*: Collect data to define problems, needs, resources, and readiness.
2. *Capacity building*: Mobilize and build capacity to address needs.
3. *Planning*: Develop a Comprehensive Community Action Plan.
4. *Implementation*: Implement evidence-based prevention programs, and policies.
5. *Evaluation*: Monitor, measure, and evaluate the implementation and results.

Overarching Principles

Cultural Competence: Bringing together different behaviors, attitudes, and policies to work effectively in cross-cultural settings.

Sustainability: The ability to maintain the human, social, and material resources necessary to accomplish long-term goals for community-level change.



¹⁵ National Institute on Drug Abuse. (2003). *Preventing Drug Use among Children and Adolescents: A Research-Based Guide for Parents, Educators, and Community Leaders*. NIH Publication No. 04-4212(A).

¹⁶ The Partnership for a Drug-Free America. *Your Child Needs You!: A Guide to Help Your Child Lead a Healthy, Drug-Free Life*. Retrieved from: http://www.drugfree.org/Parent/Resources/Docs/Pamphlets/parents_en/PWF_Pamphlet.pdf. Office of National Drug Control Policy. *Parenting Skills: 21 Tips & Ideas to Help You Make a Difference*. Retrieved from <http://www.theantidrug.com/pdfs/broch.pdf>.

¹⁷ Office of National Drug Control Policy. *Keeping Your Teens Drug-Free: A Family Guide*. Retrieved from: http://www.theantidrug.com/pdfs/resources/general/General_Market_Parent_Guide.pdf

¹⁸ Office of National Drug Control Policy. (2006). *National Drug Control Strategy*. Washington, DC: U.S. Government Printing Office; Office of National Drug Control Policy. (2004). *National Drug Control Strategy*. Washington, DC: U.S. Government Printing Office; The National Center on Addiction and Substance Abuse (CASA) at Columbia University. (2007). *The Importance of Family Dinners IV*. Retrieved from: <http://www.casacolumbia.org/absolutenm/articlefiles/380-Importance%20of%20Family%20Dinners%20IV.pdf>

¹⁹ Substance Abuse and Mental Health Services Administration. (2005). *Results from the 2004 National Survey on Drug Use and Health: National Findings* (DHHS Publication No. SMA 05-4062). Rockville, MD.

²⁰ Department of Children and Families, Substance Abuse Program Office. (2010).

Governor's Office of Drug Control: Fact Sheets

December 2010

Treatment: Healing and Rehabilitation

Drug treatment reduces drug use by 40% – 60% while also significantly decreasing criminal behavior.²¹

For every dollar spent on addiction treatment programs, there is a \$4 to \$7 reduction in the costs of drug-related crime, criminal justice costs, and theft. Total estimated savings can exceed costs by a ratio of 12 to 1 when healthcare savings are added.²²


There are approximately 311,831 Floridians aged 18 and older that suffer from a co-occurring substance use disorder and mental illness.²³ The Florida Department of Children and Families serves about 60,000 individuals aged 18 and older with co-occurring disorders on average each year.²⁴

In FY 2009-2010, the Department of Children and Families provided services to approximately 33% of adults who would seek services (135,942), leaving a treatment gap of 277,851 adults that were unable to be served. There has been a waiting list of an average of 1,300 adults per month.²⁵

The Florida Youth Substance Abuse Survey, estimates there are 321,622 children in need of services, it is estimated that approximately 33%, or 106,135, of those would seek services if available. In Fiscal Year 2009-2010, the Department served approximately 46% (49,172) of children through individualized services, leaving a treatment gap of 56,963 children that were unable to be served. Typically, an average of 200 children per month is on waiting lists for services.²⁶

There are currently 108 drug courts in operation which includes 48 adult, 5 adult misdemeanor, 28 juvenile, 1 juvenile re-entry, 22 family dependency, and 4 DUI drug courts. In 2008, there were 10,258 admissions to drug courts statewide.²⁷

Adult drug courts significantly reduce re-arrests by 8 – 26%.²⁸ A study of 2,000 drug court graduates from 100 drug courts across the country, including 10 programs in Florida, found a 16.4% recidivism rate after one year among drug court graduates, compared to a 43.5% recidivism rate among offenders who are traditionally processed through the criminal justice system.²⁹



²¹ National Institute on Drug Abuse. (1999). *Principles of Drug Addiction Treatment: A Research-Based Guide*. NIH Publication No. 99-4180, p. 15.

²² National Institute on Drug Abuse. (2008). *Treatment Approaches for Drug Addiction*. Retrieved from: <http://www.nida.nih.gov/PDF/InfoFacts/Treatment08.pdf>. Centers for Disease Control. (2002). *Policy Issues and Challenges in Substance Abuse Treatment*. Retrieved from <http://www.cdc.gov/idu/facts/PolicyFin.pdf>.

²³ Substance Abuse and Mental Health Services Administration, Office of Applied Studies. (2008). *2007 State Estimates of Substance Use and Mental Health – Florida*. Retrieved from: <http://www.oas.samhsa.gov/2k7/State/Florida.htm>. Substance Abuse and Mental Health Services Administration. (2008). *Results from the 2007 National Survey on Drug Use and Health: National Findings*. DHHS Publication No. (SMA) 08-4343. Rockville, MD..

²⁴ According to the Florida Department of Children and Families' Substance Abuse Program Office, the number of individuals aged 18 and older with co-occurring disorders served in Fiscal Year 05-06 was 58,983, in FY 06-07 was 61,171, and in FY 07-08 was 59,821.

²⁵ Florida Department of Children & Families, Substance Abuse and Mental Health. November 2010.

²⁶ Ibid.

²⁷ Office of State Courts Administrator, November 5, 2010.

²⁸ The Florida Legislature's Office of Program Policy Analysis and Government Accountability. (2009). *State's Drug Courts Could Expand to Target Prison-Bound Adult Offenders*. Report No. 09-13.

²⁹ Florida Office of the State Courts Administrator, Office of Court Improvement. *Drug Courts in Florida: Frequently Asked Questions and Quick Facts*.

Governor's Office of Drug Control: Fact Sheets December 2010

Supply Reduction and Market Disruption

Florida is home to three High Intensity Drug Trafficking Areas (HIDTA) that encompass 21 of Florida's 67 counties. It is estimated that every \$1 invested in the HIDTA program yields \$63 in drugs and assets removed from the market.³⁰

All Florida High Intensity Drug Trafficking Areas have consistently identified cocaine, in both powder and crack form, as the most significant drug threat facing the state.³¹

There were 373 clandestine methamphetamine labs seized in 2009. There were 177 total labs seized statewide during 2008. These seizures reflect a 53% increase in the number of seized labs when compared to 2008.³²

The domestic production of methamphetamine continues to be a statewide problem. The popularity of the "one pot" or "shake n' bake" labs have certainly impacted the increase in lab seizures. However, it is important to note, the "one pot" or "shake n' bake" are even more difficult to detect because of their mobility and disposability.

During fiscal year 2010 the Florida National Guard Counterdrug Program completed more than 150 missions in support of local law enforcement, and racked up nearly 950 flying hours on the Guard's LUH-72 Lakota and OH-58 Kiowa helicopters during aerial drug spotting missions. Florida National Guard support to law enforcement agencies produced more than \$707 million worth of cocaine, heroin, marijuana and pills being seized; more than \$3.2 million in currency seized; and more than 400 arrests stemming from missions with National Guard support.³³

Analysis of Financial Crimes Enforcement Network (FinCEN) data from October 1, 2002 through December 31, 2004 indicates that Money Services Businesses (check cashers, money transmitters, foreign exchange dealers, and sellers of money orders, stored value products, and travelers' checks) located in New York and California filed more Money Services Businesses Suspicious Activity Report forms, followed by Arizona, Texas, and then Florida.³⁴ These numbers indicate a concentration of illicit financial activity in major, densely populated cities and along the Southwest border.

In 2008, maritime cargo activities at Florida seaports were responsible for generating more than 550,000 direct and indirect jobs and \$66 billion in total economic value.³⁵

Florida has led the nation in the development and implementation of seaport security standards to protect its commercial seaports and their operations from criminal and terrorist activities.³⁶

The Florida Department of Law Enforcement and the Office of Drug Control ensures compliance with these standards and the Seaport Security Standards Advisory Council is created under the Office of Drug Control.

³⁰ Center for Substance Abuse Research. (2006). New HIDTA Annual Report: Every Federal \$1 Spend Yields \$63 in Drug and Asset Seizures. *CESAR FAX*, 15(3).

³¹ Office of Drug Control. (2009). *Florida's Drug Control Strategy*.

³² Florida Department of Law Enforcement. (2010) Drug Policy Advisory Council Brief.

³³ Florida National Guard Counterdrug Conference. September 2010.

³⁴ U.S. Department of the Treasury, U.S. Department of State and U.S. Department of Homeland Security. (2007). *2007 National Money Laundering Strategy*.

³⁵ TranSystems Florida Seaport Security Assessment. (2010). Prepared for the Office of Drug Control, February 2010.

³⁶ Ibid.

Governor's Office of Drug Control: Fact Sheets


December 2010

Statewide Office of Suicide Prevention

The Statewide Office of Suicide Prevention, in collaboration with the Suicide Prevention Coordinating Council, coordinates Florida's suicide prevention efforts by developing mechanisms for implementing the *Florida Suicide Prevention Strategy*, providing oversight, building capacity, creating policy and mobilizing communities, with the overall goal of lowering suicidality and improving quality of life.

The Office has conducted a Statewide Suicide Prevention Day at the Capitol for the last eight years and has hosted a Suicide Prevention Symposium.

The Statewide Office of Suicide Prevention led the procurement of a \$1.5 million Garrett Lee Smith Youth Suicide Prevention grant from the federal government.



In 2007, 34,598 people died by suicide nationally, 4,140 of which were under the age of 25. This is equivalent to approximately 95 suicides per day or 1 person every 15.2 minutes.

In 2009, there were 2,770 suicides in Florida, equivalent to about 8 suicides per day.³⁷ Florida's suicide rate is consistently double the homicide rate.³⁸

Florida has the second largest per capita veteran population in the nation. Currently, veterans have a higher rate of suicide ranging from 17.5 – 22 per 100,000 as compared to the general population of 11.5 per 100,000 nationally.

In 2006, there were 182,805 emergency department visits for drug-related suicide attempts in the United States. Almost two-thirds of these attempts involved multiple drugs. The vast majority (92%) involved pharmaceuticals, mostly benzodiazepines, antidepressants, and opioid pain relievers. Only 23% involved an illicit drug.³⁹

Suicide is the leading cause of death amongst illicit drug users and in a large proportion of studies of mortality among illicit drug users, more than 10% of deaths were attributed to suicide.⁴⁰

While 95% of individuals with a mental illness and/or substance abuse disorder will never die by suicide, as many as 90% of individuals who do die by suicide experience a mental or substance use disorder, or both. The vast majority experience a mood disorder, such as depression; as many as 25% experience alcohol abuse disorders. Many experience co-occurring mental and substance use disorders.⁴¹

³⁷ The 2008 suicide death data is provisional from the Florida Department of Health. The data will be released in final numbers in November 2009 in the Florida Vital Statistics Report.

<http://www.floridacharts.com/charts/DisplayHTML.aspx?Sid=2gem3ve2k1cj455sik4uv4510&ReportType=5>.

³⁸ Florida Department of Health. *Florida Vital Statistics Annual Report, 2007*.

³⁹ Substance Abuse and Mental Health Services Administration, Office of Applied Studies. (2008). *Drug Abuse Warning Network, 2006: National Estimates of Drug-Related Emergency Department Visits*. DAWN Series D-30, DHHS Publication No. (SMA) 08-4339. Rockville, MD.

⁴⁰ Shane, D., Degenhardt, L. & Mattick, R. (2007). *Mortality amongst Illicit Drug Users: Epidemiology, Causes, and Intervention*. New York, NY: Cambridge University Press, p. 39 and 82.

⁴¹ Center for Substance Abuse Treatment. (2008). *Substance Abuse and Suicide Prevention: Evidence and Implications – A White Paper*. DHHS Pub. No. SMA-08-4352. Rockville, MD: Substance Abuse and Mental Health Services Administration, p. 9.

Governor's Office of Drug Control: Fact Sheets

December 2010

Veterans & the Office of Drug Control

In 2010, the Office of Drug Control, the Department of Children & Families and Florida's Department of Veteran Affairs began a joint effort to link veterans to support services that remove veterans from homelessness, prevent suicide and recover from behavioral health issues. These actions are aimed at improving veterans' health, safety and well-being and to reduce the number of veterans involved in Florida's criminal justice system.

There were approximately 22.1 million veterans nationwide with approximately 1.7 million veterans residing in Florida.⁴²

Of the 1.9 million service members and veterans to deploy in support of Operation Iraqi Freedom (OIF) and Operation Enduring Freedom (OEF), 206,699 or nearly 11 percent, call Florida home.⁴³

29% (60,391) of Florida veterans from OIF/OEF are enrolled in the VA health care system.

Approximately 18.5 percent of U.S. service members who have returned from Afghanistan and Iraq currently have post-traumatic stress disorder or depression; and 19.5 percent report experiencing a traumatic brain injury during deployment.⁴⁴

One in 10 federal, state and local inmates are veterans (9.8 percent of federal inmates, 10.4 percent of state inmates and 9.3 percent of local inmates).⁴⁵

Untreated behavioral health issues account for a high proportion of the risk of incarceration among veterans. The highest risk for veterans, if left untreated, is dependence on alcohol. Subsequently, veteran inmates are more likely to be incarcerated for an alcohol law violation or alcohol-related offense.⁴⁶

Veterans Courts are judicially supervised court dockets that balance the need to treat a veteran suffering from a substance use and/or mental health disorder and the need to protect community safety. Successful veteran courts involve the U.S. Department of Veterans Affairs health care networks, the Veterans Benefits Administration, State Departments of Veterans Affairs, volunteer veteran mentors and veterans' family support organizations. The team approach is what makes a veteran court effective.

In 2007, there were 34,598 suicides in the United States. Of those, the VA and Centers for Disease Control estimate 20 percent were committed by veterans.⁴⁷

In Florida there were 2,770 suicides in 2009.⁴⁸ If Florida's numbers are representative of the United States, then 554 veterans may have committed suicide or 1 veteran suicide every 16 hours.

⁴² United States Census Bureau. *2009 American Community Survey*, 2009.

⁴³ Florida Department of Veteran Affairs. "Florida Application to the Returning Veterans and their Families Strategic Planning Conference and Policy Academy." Submitted to the Substance Abuse and Mental Health Services Administration: May 2008, pg.1.

⁴⁴ RAND Corporation, Center for Military Health Policy Research. (2010). *Invisible Wounds: Mental Health and Cognitive Care Needs of America's Returning Veterans*.

⁴⁵ The National Center on Addiction and Substance Abuse. *Behind Bars II: Substance Abuse and America's Prison Population*. Columbia University, February 2010.

⁴⁶ Ibid.

⁴⁷ Michael J. Carden, Michael J. "Officials Urge Collaboration in Suicide Prevention." American Forces Press Service.

⁴⁸ Florida Suicide Prevention Coalition. http://www.floridasuicideprevention.org/the_facts.htm